


UB Union

NuTech's UB Union offers numerous model sizes and End Connections with two 0.25" plugged accessory ports. The Union has an EPDM O-ring seal with Fixed End Connections available in SWT, FNPT, MNPT, or *Press End. Tailpiece End Connections are available in SWT, FNPT, MNPT, *Press End or *Direct Connect Hose Assembly.



Standard
Model UB1

PRODUCT INFORMATION


PART	MATERIALS	
Body	Forged Brass	
End Conn.	Brass	Fixed End: SWT, FNPT & *Press End MNPT available in 0.50" - 0.75" UB1 Model sizes only Union End: SWT, FNPT, MNPT, *Press End & *Direct Connect HA
Seals	EPDM	

SPECIFICATIONS

Function:	Union
Sizes:	0.50" - 2.00"
Ratings:	Pressures to 600 PSIG (4140 kPa) Temperatures to 250° F (120° C)



Model UB1 with PV-1



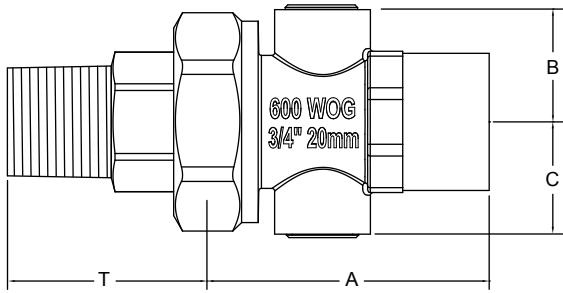
Model UB1 with PT-1
& DV-2

CONNECTIONS

MODEL - SIZE	FIXED END SIZE	FIXED END TYPE	TAIL PIECE SIZE	TAIL PIECE TYPE
UB1 - 050	0.50" 15mm	S, F, M, P	0.50", 0.75", (1.00" requires optional UA-1 Kit)	S, F, M, P, H
UB1 - 075	0.75" 20mm	S, F, M, P	0.50", 0.75", (1.00" requires optional UA-1 Kit)	S, F, M, P, H
UB2 - 100	1.00" 25mm	S, F, P	0.50", 0.75", 1.00", (1.25" requires optional UA-2 Kit)	S, F, M, P, H
UB3 - 125	1.25" 32mm	S, F, P	(0.50" M only), 0.75", 1.00", 1.25", 1.50"	S, F, M, P, H
UB3 - 150	1.50" 40mm	S, F, P	(0.50" M only), 0.75", 1.00", 1.25", 1.50"	S, F, M, P, H
UB4 - 200	2.00" 50mm	S, F, P	(1.00" M only), 1.25", 1.50", 2.00"	S, F, M, P, H

Connections: S = Sweat SWT, F = Female FNPT, M = Male MNPT, *P = Press End, *H = Direct Connect Hose Assembly *Optional Accessories are an additional charge

UB 0.50" - 2.00" Union



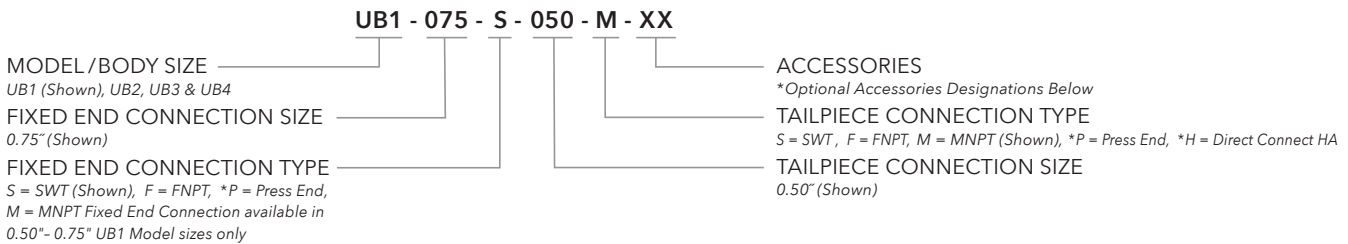
NOMINAL DIMENSIONS, WEIGHTS & FLOWS

MODEL	SIZE			A			B	C	* T MNPT	Wgt lbs
	in	mm		FNPT	MNPT	SWT				
UB1-050	0.50	15	in	1.90	2.25	1.88	.84	.84	1.50	0.59
			mm	48.26	57.23	47.75	21.34	21.34	38.10	
UB1-075	0.75	20	in	1.98	2.19	2.12	.84	.84	1.55	0.59
			mm	50.29	55.65	53.85	21.34	21.34	39.37	
UB2-100	1.00	25	in	2.15	N/A	2.28	1.08	1.08	1.75	0.90
			mm	54.61	N/A	57.91	27.43	27.43	44.45	
UB3-125	1.25	32	in	2.39	N/A	2.56	1.46	1.46	1.80	1.82
			mm	60.71	N/A	65.02	37.08	37.08	45.72	
UB3-150	1.50	40	in	2.39	N/A	2.69	1.46	1.46	1.80	1.91
			mm	60.71	N/A	68.32	37.08	37.08	45.72	
UB4-200	2.00	50	in	2.49	N/A	3.03	1.76	1.76	1.98	2.79
			mm	63.25	N/A	76.96	44.70	44.70	50.29	

Nominal Dimensions & Weights shown above are not to be used for construction purposes unless first certified by the Factory.

*Refer to NuTech Replacement Tailpiece Chart RTC-1002-15

ORDERING DESIGNATION



Fixed End & Tailpiece Connections: S = Sweet SWT, F = Female FNPT, M = Male MNPT *Optional Connections: *P = Press End, *H = Direct Connect Hose Assembly

AVAILABLE OPTIONS Please note *Optional Accessories are an extra charge and not included in the standard model price.

Accessory Designations:	CC	Connection Charge	PT	Pressure/Temperature Port	UA-1	Union Adaptor Kit
AV	DV	Drain Valve	PT/SX	Single Extended Pressure/Temperature Port	UA-2	Union Adaptor Kit
BA	EV	Extended Manual Air Vent	PV	Pressure/Temperature Vent		
BT	HT	Hanging Tag (Plastic)	PX	Extended Pressure/Temperature Vent		
	MV	Manual Air Vent				